




# 2006 State Spending on Children in DYS Custody


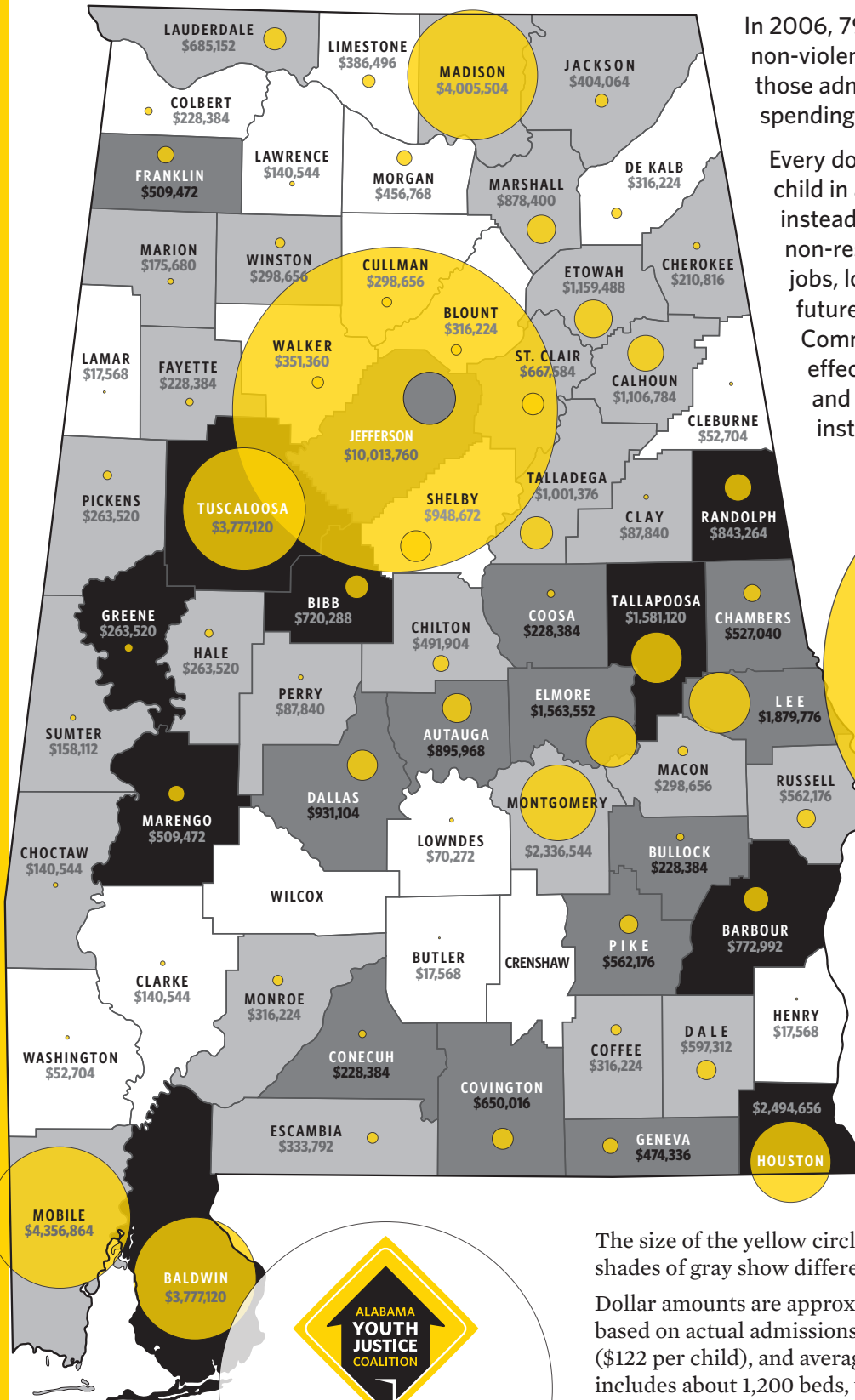
In 2006, 79% of admissions to DYS were for non-violent misbehavior. This map translates those admissions into approximate state spending.

Every dollar spent to incarcerate a low-risk child in a state facility is a dollar that could instead be invested in community-based, non-residential sanctions that create local jobs, local opportunities, and healthy futures in the child's home county. Community-based sanctions are more effective at reducing juvenile crime and cost much less than correctional institutions.

**79%**  
of admissions  
to DYS in 2006 were  
for non-violent  
misbehavior.

## Commitment Rates

-  Exceptionally High
-  Very High
-  High



For more information, visit the Alabama Youth Justice Coalition on the web at [www.njjn.org/AL.html](http://www.njjn.org/AL.html).

The size of the yellow circle corresponds to **absolute spending**; shades of gray show differences in **commitment rates**.

Dollar amounts are approximations of **absolute spending** based on actual admissions in FY 2006, average per diem costs (\$122 per child), and average length of stay (144 days). DYS includes about 1,200 beds, which vary in cost from \$80 - \$170 per day.

**Commitment rates** are calculated based on actual admissions and overall juvenile population data.